


Tree Care Campaign

Planning



Choose your site carefully. Give your tree plenty of room to grow and plant away from buildings and overhead power lines.



Choose your tree carefully. Look at the tree. Will it grow well in your planting site? Will it like the soil? Does it like sunny or shady places? Do you want a fruit tree?

Planting




Take care before and after planting. Keep your tree's roots out of the wind. Make sure roots are kept wet during planting.

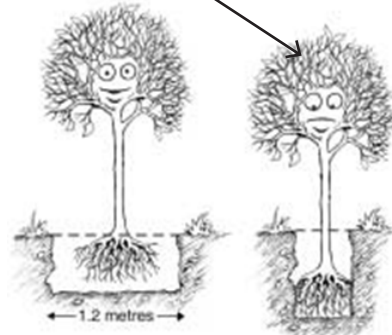


This depth is incorrect. The plant pit is too deep and there is no room for the roots to spread!

If there are rabbits, hares or deer in your area, consider using a tree guard.



A stake will be needed for three years at most if your tree is taller than 1.5m when you plant it. If your tree is under 1.5m when planting, it doesn't need one.




Dig the plant pit to the correct depth so roots are planted just below the surface. It should be wide enough to allow the roots to spread.

TLC maintenance


Tending

Between March and September, check your trees. Cut off any dead branches.



Loosening

Is the tie too tight? If so, loosen it, or remove it if the tree doesn't lean.



Clearing

Water your trees during dry weather. Remove all the grass and weeds in a circle 0.5m in radius around the tree. Put down a mulch mat or old piece of carpet.

treecouncil.org.uk

The Tree Council is a registered charity, number 279000.

